


KemTRACK 80

Dual-axis solar tracking systems for up to 83m² module area

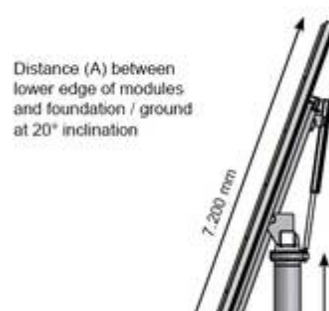
- Stable against torsion, hot-dip galvanized steel construction
- Configurable for all wind and snow loads in accordance with DIN EN 1055
- Durable, industrial proven drives
- Maintenance-free friction bearing
- Permanent, accurate astronomic calculation of the position of the sun
- Autarkic control with remote access for every individual tracker
- Low transport costs through screwed, modular components
- Tracker construction with checked statics
- Yield increase by more than 40%
- Project-related individual constructions are possible

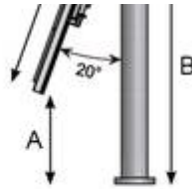
Module Field Design



The module area is configurable up to 11.750 mm (X-Axis) and 7.200 mm (Y-Axis). Furthermore, project-related individual constructions are possible.

Mast lengths and spacing





Type of tube	Ground clearance A at 7200 mm module area and 20 degrees inclination	Approximate length B standpipe incl. flange
A	700 mm	3.400 mm
B	1.300 mm	4.000 mm
C	2.000 mm	4.700 mm
D	3.000 mm	5.700 mm

Further details

- [Technical specifications](#)

Download



[Detailed information to download >>](#)